


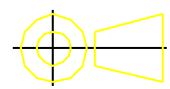
ALL DIMENSION IN MM

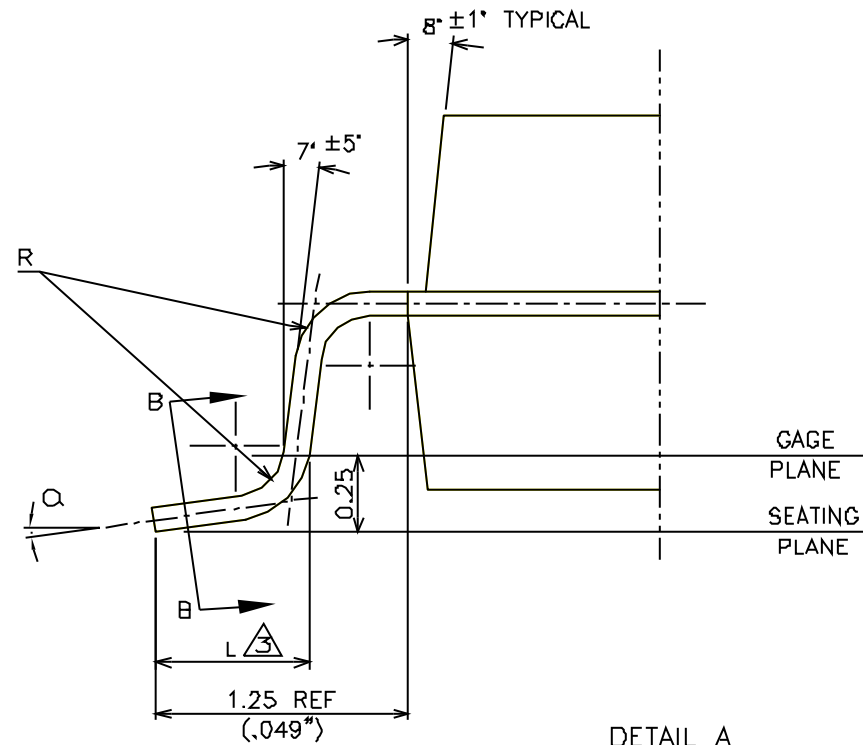
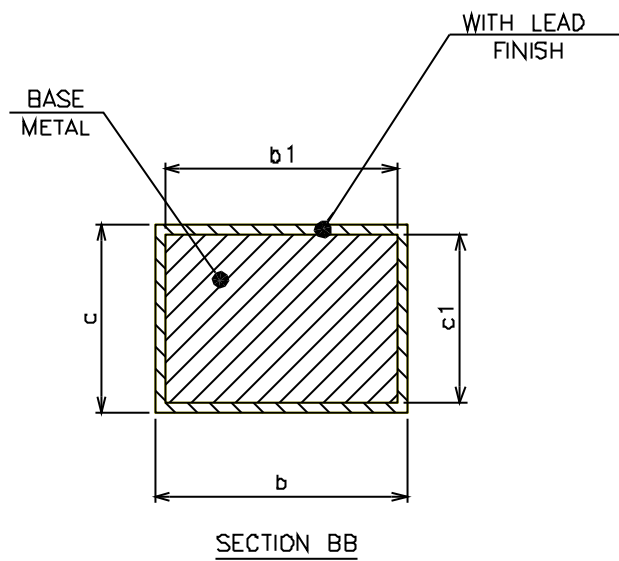
FOR REVISION UPDATE PLEASE REFER TO HISTORY OF CHANGES.

 **Carsem** Your Technology Partner

REV F	DWG NO: PKGSS0001	
	APP'D	
	CHECKED	ARAVEN
	DESIGNED	ARAVEN
	DRAWN	KHALIM


FILE: \PKGSS0001
Ssop Package Outline
PAGE : 1 OF 3



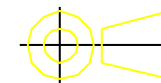


ALL DIMENSION IN MM

FOR REVISION UPDATE PLEASE REFER TO HISTORY OF CHANGES.

 **Carsem** Your Technology Partner

REV F	DWG NO: PKGSS0001	
	APP'D	
	CHECKED	ARAVEN
	DESIGNED	ARAVEN
	DRAWN	KHALIM



FILE: \PKGSS0001

Ssop Package Outline

PAGE : 2 OF 3

SYMBOL	COMMON DIMENSION						NOTE	VARIATIONS	2						4	7	
	MIN		NOM		MAX				D								N
	INCH	MM	INCH	MM	INCH	MM			INCH	MM	INCH	MM	INCH	MM			
A	.068	1.73	.073	1.86	.078	2.00	AE	.271	6.90	.283	7.20	.295	7.50	20			
A1	.002	0.05	.005	0.13	.008	0.20	AG	.311	7.90	.323	8.20	.334	8.50	24			
A2	.065	1.65	.069	1.75	.073	1.85	AH	.390	9.90	.402	10.20	.413	10.50	28			
b	.009	0.22	.012	0.30	.015	0.38											
b1	.009	0.22	.012	0.30	.013	0.33											
c	.004	0.09	.006	0.15	.010	0.25											
c1	.004	0.09	.006	0.15	.008	0.21											
D	SEE VARIATIONS						2										
E	.291	7.40	.307	7.80	.323	8.20											
E1	.197	5.00	.209	5.30	.221	5.60	2										
e	.026 INCH 0.65 MM BSC																
L	.022	0.55	.030	0.75	.037	0.95	3										
N	SEE VARIATIONS						4										
R	.004	0.09															
a	0°		4°		8°												

**NOTE:**

- 1- DIMENSIONING AND TOLERANCING PER ANSI Y14.5M-1982
- 2- "D" & "E1" ARE REFERENCE DATUMS AND DO NOT INCLUDE MOLD DEFLASH OR PROTRUSIONS. BUT DO INCLUDE MOLD MISMATCH AND ARE MEASURED AT THE PARTING LINE. MOLD DEFLASH OR PROTRUSIONS SHALL NOT EXCEED 0.15(.006") PER SIDE.  
END FLASH FROM THE PACKAGE BODY SHALL NOT EXCEED 0.15(.006") PER SIDE (D).
- 3- DIMENSION L IS THE LENGTH OF TERMINAL FOR SOLDERING TO A SUBSTRATE.
- 4- 'N' IS THE NUMBER OF THE TERMINAL POSITIONS.
- 5- FORMED LEADS SHALL BE PLANAR WITH RESPECT TO ONE ANOTHER WITHIN 0.10(.004") AT SEATING PLANE.
- 6- DIMENSION b DOES NOT INCLUDE DAMBAR PROTRUSION/INTRUSION. DAMBAR PROTRUSION TO BE 0.13mm(.005") MAX PER SIDE.
- 7- CURRENTLY ONLY 20/24/28 LD ARE TOOLED UP.

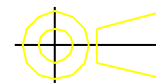
FOR REVISION UPDATE PLEASE REFER TO HISTORY OF CHANGES.



**Carsem** Your Technology Partner

REV  
F

DWG NO: PKGSS0001	
APP'D	
CHECKED	ARAVEN
DESIGNED	ARAVEN
DRAWN	KHALIM



FILE: \PKGSS0001

Ssop Package Outline

PAGE: 3 OF 3